

ComColor FW5000

Specifications

Print Type		Line-type inkjet system
Ink Type		Oil-based pigment ink (Cyan, Magenta, Yellow, Black)
Print Resolution		Standard: 300 dpi (main scanning direction) × 300 dpi (sub-scanning direction) Fine: 300 dpi (main scanning direction) × 600 dpi (sub-scanning direction)
Number of Gray Levels		For each CMYK color (11 gray levels)
Warm-up Time		2 min. 30 sec. or less (at room temperature of 23°C (73.4°F))
First Print Time*1		5 sec. or less (A4 long-edge feed)
First Copy Time*1		7 sec. or less (A4 long-edge feed)
Continuous Print Speed*2*3	A4 short-edge feed	Simplex: 90 ppm   Duplex: 45 sheets/minute (90 ppm)
	Letter short-edge feed	Simplex: 90 ppm   Duplex: 45 sheets/minute (90 ppm)
	Legal short-edge feed	Simplex: 76 ppm   Duplex: 34 sheets/minute (68 ppm)
Paper Size	Standard Tray	Maximum: 340 mm × 550 mm (13 3/8" × 21 5/8")*11 Minimum: 90 mm × 148 mm (3 9/16" × 5 27/32")
	Feed Tray	Maximum: 297 mm × 432 mm (11 11/16" × 17") Minimum: 182 mm × 182 mm (7 3/16" × 7 3/16")
Printable Area		Maximum: 210 mm × 544 mm (8 3/16" × 21 13/32")
Guaranteed Print Area*4		Standard: Margin width of 5 mm (7/32") Maximum: Margin width of 3 mm (1/8")
Paper Weight	Standard Tray	Simplex: 46 gsm to 210 gsm (12-lb bond to 56-lb bond) Duplex: 46 gsm to 210 gsm (12-lb bond to 56-lb bond)
	Feed Tray	Simplex: 52 gsm to 104 gsm (14-lb bond to 28-lb bond) Duplex: 52 gsm to 104 gsm (14-lb bond to 28-lb bond)
Paper Tray Capacity	Standard Tray	Height up to 110 mm (4 5/16")
	Feed Tray	Height up to 56 mm (2 3/16") (× 2 trays)
Output Tray Capacity		Height up to 56 mm (2 3/16")
PDL (Page Description Language)		RISORINC/C IV
Supported Protocols		TCP/IP, HTTP, HTTPS (TLS), DHCP, ftp, lpr, IPP, SNMP, Port 9100 (RAW port), IPv4, IPv6, IPsec
Supported Operating Systems	Standard	Microsoft®: Windows Vista® (32-bit/64-bit), Windows® 7 (32-bit/64-bit), Windows® 8.1 (32-bit/64-bit), Windows® 10 (32-bit/64-bit), Windows Server® 2008 (32-bit/64-bit), Windows Server® 2008 R2 (64-bit), Windows Server® 2012 (64-bit)
	Optional*5	Mac: OS X 10.8 (64-bit), 10.9 (64-bit), 10.10 (64-bit), 10.11 (64-bit) Linux (compatible with PPD only)
Network Interface		Ethernet 1000BASE-T, 100BASE-TX, 10BASE-T
Memory Capacity		4 GB
Hard Disk*6	Capacity	500 GB
	Available Space	Approx. 430 GB
Operating System		Linux
Power Source		AC 100-240 V, 10.0-5.0 A, 50-60 Hz
Power Consumption	Max. 1,000W	
	Ready*7: 150 W or less	
	Sleep*8: 4 W or less	
	Stand-by: 0.5 W or less	
Operating Noise		Max. 65 dB (A) A4 long-edge feed (Simplex) at the maximum print speed
Operating Environment		Temperature: 15°C to 30°C (59°F to 86°F) Humidity: 40% to 70% RH (non-condensing)
Dimensions (W × D × H)		In use: 1,030 mm × 725 mm × 1,115 mm (40 19/32" × 28 9/16" × 43 29/32") With cover and tray closed: 775 mm × 705 mm × 970 mm (30 17/32" × 27 25/32" × 38 7/32")
Weight		Approx. 135 kg (297 lb)
Safety Information		IEC60950-1 compliant, Indoor, pollution degree 2*9, At altitudes of 2,000 m or lower
Required Space (W × D × H)*10		1,305 mm × 1,215 mm × 1,115 mm (51 13/32" × 47 27/32" × 43 29/32")

Specifications are subject to change without notice.

\*1 Within 10 minutes after the last print job   \*2 When using plain paper or recycled paper (85 gsm (23-lb bond)), and density setting (Standard) Chart used: Print measurement pattern [Color measurement sample 2 (JETA standard pattern J6)]   \*3 The continuous print speed varies depending on the type of optional output equipment connected.   \*4 The margin when printing envelopes is 10 mm (3/8"). The guaranteed area when printing images is the area enclosed within 5 mm (7/32") of the edges of the paper.   \*5 Optional PS kit is required.   \*6 One gigabyte (GB) is calculated as 1 billion bytes.   \*7 Without printing and temperature adjustment operation.   \*8 When setting [Power Consumption (in sleep)] to [Low].   \*9 The pollution degree of the usage environment due to dirt and dust in the air. Degree "2" corresponds to a general indoor environment.   \*10 With the front cover open and the operation panel in the upright position.   \*11 When using duplex print: 340 mm × 460 mm (13 3/8" × 18 3/32")

RISO, ComColor, and FORCEJET are trademarks or registered trademarks of RISO KAGAKU CORPORATION. PostScript is either a registered trademark or a trademark of Adobe Systems Incorporated in the United States and/or other countries. Mac is a trademark of Apple Inc. Microsoft, Windows, Windows Server and Windows Vista are either registered trademarks or trademarks of Microsoft Corporation in the United States and/or other countries. Other corporate names and/or trademarks are either registered trademarks or trademarks of each company, respectively.

For more details please contact:



Printers for Endless Possibilities

# ComColor FW5000



High-speed inkjet printer

A4 / Letter

90 ppm

Multiple Paper Trays

# FW5000

Compact and feature-rich  
to improve efficiency

# Rethink inkjet.

Experience the difference with this ultra-fast compact printer that really delivers.



## The power of inkjet. Ultimate speed and efficiency.

Inkjet printers require no heat when printing unlike laser printers. ComColor FW5000 boasts ultra-fast print speed combined with a fast first print time to streamline printing, helping make busy work environments more efficient. Its ultimately low power consumption prevents paper from curling to reduce paper jams. And because output requires no cooling, pages can be sent immediately after printing to any of your optional finishers, vastly reducing production times.

## Advancements all around

### High productivity for any workplace.



With print speeds at 90 ppm, duplex scanning and a rich feature set, ComColor FW5000 brings a new level of productivity to any workplace. You'll also appreciate its modest footprint — the ideal choice where space is at a premium. Affordable on-demand, full-color printing ensures smooth operation to increase efficiency.

### Superb efficiency for high volume printing.



ComColor FW5000 is the right choice for low-cost color printing. Superb high-speed output combines with outstanding flexibility for cost-efficient in-house printing. It also goes easy on the environment thanks to the energy-saving design.

### Excellent usability for every work environment.



The easy to use and intuitive user interface of ComColor FW5000 makes anyone a master of efficiency. Management and maintenance tasks are also simplified, ensuring speedy workflows and reduced downtime.


# ComColor FW5000



# High productivity for any workplace.



# Superb efficiency for high volume printing.



## High-speed printing at 90 ppm

The amazingly fast print speed of 90 ppm in full-color allows ComColor FW5000 to significantly quicken high-volume print jobs.

**Print Time for 1,000 A4-size Color Sheets (A4/letter-size, long-edge feed simplex)**

<b>ComColor FW5000</b>	<b>Approx. 11 minutes</b>
Typical office laser printer	25 minutes*

\* At 40 ppm

Duplex printing shares this efficiency, reaching up to 90 ppm. Thanks to high-precision paper-feed control, ComColor FW5000 prints at the same speed for both simplex and duplex documents to boost productivity. The responsive first print time of only 5 seconds means less waiting for both short print runs and high-volume jobs. The optional one-pass duplex scanner drastically enhances processing speed for scanning. You can load up to 200 sheets for quick scanning and copying of large documents.



## Compact design to fit any workplace

The compact print head and tray-free design make for a small footprint, allowing installation of ComColor FW5000 almost anywhere.

Comparison with previous ComColor model

Cubic measurement  
**8% smaller**

Footprint  
**11% smaller**

Note: Approximate measurements

Two paper-feed trays are easily accessible and hold 500 sheets\* each while the standard tray handles 1,000 sheets\*. This equals a paper capacity of 2,000 sheets\* in a slim body.




\* When using plain paper or recycled paper (85 gsm (23-lb bond))

## Reliability

**The RISO inkjet advantage – FORCEJET technology**  
**Your assurance of quality and reliability**

Instant-drying ink complements the high-speed, duplex printing capability. This specially developed, oil-based ink is also fade-resistant and water-resistant, and minimizes paper curling. Stable paper feeding ensures the reliable performance necessary for high-speed printing. Paper-feed speed is intelligently controlled according to how much ink is emitted from the print head. Also, multiple sensors help ensure high levels of reliability.

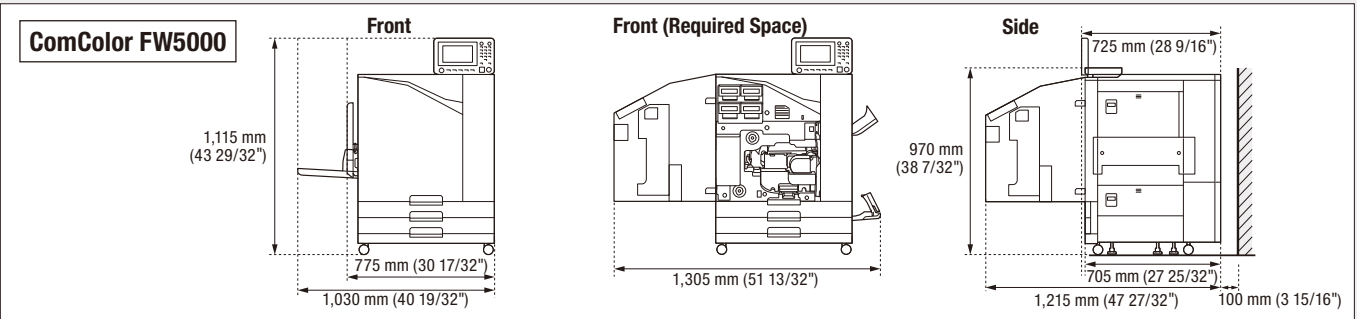


## Durability

**Tough body for reliable operation**

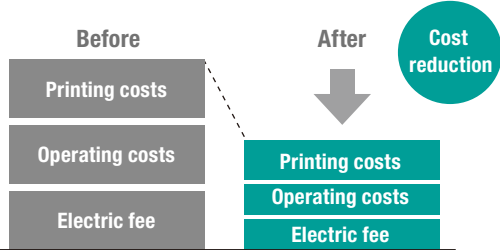
High-speed, high-volume printing requires a durable body. ComColor FW5000 is tough enough to print millions of sheets.

### Dimensions



## Low-cost color printing

ComColor Standard — RISO's original color profile — accurately controls the amount of ink ejected from the print head depending on document type and media. This maintains image quality and optimizes ink usage, ultimately lowering operating costs. Short print runs can now be performed inexpensively and efficiently in-house.



## On-demand, full-color printing

White paper solution decreases waste, as it allows printing on-demand as and when required. ComColor FW5000 also supports variable-data printing, eliminating the need for pre-printed stock. Less outsourcing shortens turnaround time and lets you make last minute changes to documents.



## Intelligent design for flexibility and efficiency

A simple paper-feed mechanism with no heating function supports a wide range of media, from plain paper and envelopes to cards. Paper is less likely to curl as no heat is applied during printing, thereby minimizing paper jams. Operation time can be reduced for long print runs by inserting slip sheets to facilitate sorting, add covers and program printing.



The energy-efficient printing process offers smooth, economical operation. Unlike toner-based printers, ComColor FW5000 employs an imaging process that eliminates ozone and toner emissions.

### More energy-saving functions

#### Power schedule mode

This function allows you to automatically turn on and off the power of the machine at a specified time. Up to 10 sets of combinations of start or end time and day of the week can be registered. Never worry about forgetting to turn the printer off after working hours or over the weekend.

#### Sleep mode

Set when the printer enters sleep mode after the last print job to further decrease power consumption. This mode keeps power consumption to a miniscule 4W, further enhancing savings on electricity bills.

### ECO-PROVEN PERFORMANCE WORLDWIDE

ComColor's acquisition of and compliance with various environmental labels and directives from around the world are your assurance of the green performance. The following labels and directives apply to the ComColor FW series.

**BLUE ANGEL**  
The Blue Angel is the German government's label for environmentally friendly products and services. As the first environmental label worldwide, it has stood for independence and credibility for over 35 years as an eco-label you can trust. (ComColor FW5000 has acquired the Blue Angel in Germany.)

**ENERGY STAR® Program**  
An international program that promotes energy saving in office machines. The program sets standards in terms of the power consumption of office machines in each of the operation, sleep and OFF modes\*.

\* Varies according to region.

**EPEAT**  
The definitive global rating system in the United States for greener electronics. EPEAT (Electronic Product Environmental Assessment Tool) combines comprehensive criteria with ongoing independent verification of manufacturer claims, across the broadest range of products and sectors. (ComColor FW5000 is EPEAT Silver rating registered in the United States.)



# Excellent usability for every work environment.



## Designed for simple operation

An easy-to-view touch panel with instantly recognizable color icons makes printer operation simple for anyone. The tilt panel ensures excellent viewing at any angle up to 90 degrees, expanding installation flexibility. Scan preview windows show scanned images before saving data, ensuring less scan failures. For added convenience when printing and copying, frequently used functions can be saved as Favorites.




## Expanded usability

The optional PS kit supports a variety of operating systems, and PDF files can be printed directly from USB flash drives, while RISO Print-S application allows printing from smart devices. ComColor FW5000 offers reliable support for any work environment.



## ComColor functions and output modes



## Useful scanner functions

The optional Scanner HS7000 can save scanned data over the network to a PC, as an attachment to e-mail, or onto a hard disk of a networked RISO machine. Multi-page documents can be saved in PDF format as either separate files or combined into one file. Documents can be saved as PDF, TIFF, JPEG and PDF/A (suitable for long-term storage) formats.



## Easy management for administrators

Up to 1,000 users can be registered. Connecting to an internal directory with LDAP authentication ensures quick configuration for a large number of users. The optional IC Card Authentication Kit enables user management using an IC card. Other maintenance tasks can be performed simply and speedily.



## Optional accessories to customize your workflow

### Face Down Finisher F10

Compact finisher exclusively for offset stacking and stapling finished prints.

#### Applicable Paper Size

**Without offset**  
Maximum: 340 mm × 550 mm (13 3/8" × 21 5/8")  
Minimum: 90 mm × 148 mm (3 9/16" × 5 27/32")  
**Offset output**  
Regular sized paper width: 182 mm × 257 mm - 297 mm × 431.8 mm (7 3/16" × 10 1/8" - 11 11/16" × 17")  
Irregular sized paper width: 131 mm × 148 mm - 305 mm × 550 mm (5 3/16" × 5 27/32" - 12" × 21 5/8")

**Paper Weight** 46 gsm to 210 gsm (12-lb bond to 56-lb bond)

**Tray Capacity** Height up to 108 mm (4 1/4")

**Maximum Number of Sheets for Staples**  
50 sheets\* A4, B5 (JIS), Letter  
25 sheets\* A3, B4 (JIS), Ledger, Legal, Foolscap

**Paper Weight for Staple** 52 gsm to 210 gsm (14-lb bond to 56-lb bond)

**Staple Position**

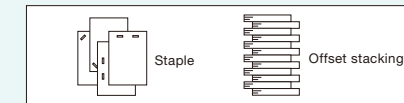
1 at front side (angle stapling)  
1 at rear side (angle stapling)  
2 at center (parallel stapling)

**Power Consumption** Max. 100 W

**Print Speed** (long-edge feed, simplex)  
**Without offset** 120 ppm

**Offset output** 105 ppm

\* When using plain paper or recycled paper (85 gsm (23-lb bond))



### Multifunction Finisher FG10

Intelligent inline functions performed automatically simplify the finishing process.

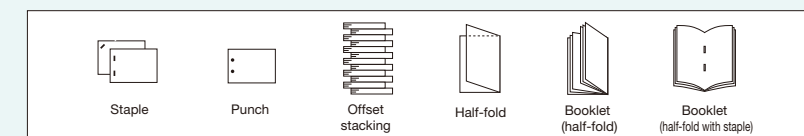
**Stapling** Stapling options include: One corner staple or two staples for up to 100 sheets\* of paper.

**Punching** Holes can be punched through documents. Choose two/three holes in the U.S., or two/four holes elsewhere.

**Folding** Various automatic folding options are available [inward; outward; for A3/ledger-to-A4/letter sheet footprint reductions; and two-fold for up to five sheets making a 20-page booklet].

**Booklet making** Automatic saddle stitch stapling of up to 60 pages (15 sheets).

\* When using plain paper or recycled paper (85 gsm (23-lb bond)) for A4, Letter, and B5



### RISO Auto-Control Stacking Tray II

The paper guides automatically open to the correct width to match the paper in use.

#### Paper Size

Maximum: 320 mm × 432 mm (12 9/16" × 17")

Minimum: 90 mm × 148 mm (3 15/16" × 5 13/16")

**Tray Capacity** 1,000 sheets

\* When using plain paper or recycled paper (85 gsm (23-lb bond))

### PS Kit FG10

When the PS Kit is installed, several functions useful for more efficient use — such as Tray Selection Per Page, Color Profile, Form Overlay — are available.

**PDL**\* PostScript Level3 (CPSI:3019), PCL 5c, PCL 6 (PCL XL), TIFF (6.0)

**Installed Fonts** PS: 136 Roman fonts PCL: 88 Roman fonts

\* Page Description Language

## Consumables

### ComColor FW Ink Cartridges

Replenishing ink is clean and easy with slim ink cartridges and the ComColor's clever design.

Colors: Black Cyan Magenta Yellow



### Scanner HS7000

The auto feeder enables copying and scanning of duplex originals of up to 200 sheets\*1 at a time.

#### Copy Functions

**Writing Resolution** Standard: 300 dpi × 300 dpi  
Fine: 300 dpi × 600 dpi

**Copy Paper Size** Maximum: 303 mm × 432 mm (11 15/16" × 17")

**First Copy Time** Monochrome/Color: 7 sec or less\*2

**Copying Speed** 70 ppm (Simplex/Duplex)\*3

#### Scan Functions

**Scanning Speed** Monochrome/Color: 100 ppm\*4

**Network Interface** Ethernet 1000BASE-T/100BASE-TX/10BASE-T

**Data-saving Format** Monochrome: TIFF, PDF  
Grayscale/Full Color: TIFF, JPEG, PDF

**Power Consumption** Max. 100 W

\*1 80 gsm (21-lb bond) or less

\*2 When copying A4/Letter long-edge feed, using Color Priority Mode

\*3 When copying A4/Letter long-edge feed, using Auto Document Feeder

\*4 RISO KAGAKU standard original, A4/Letter long-edge feed, 300 dpi, JPEG or PDF, when stored to main unit hard drive, using Auto Document Feeder

### Folder Unit FG10

Folder Unit FG10 supports A4 tri-fold\*1. Mixed-size documents using A3-size and A4-size bundles by Z-folding the A3-size sheets\*2.

\*1 Does not support tri-fold or Z-fold for multi-page documents.

\*2 When using an application that supports mixed-size printing. Supports Ledger/Letter-size, A3/A4-size, and B4/B5-size combinations.



### Wide Stacking Tray

**Paper Size** Maximum: 340 mm × 550 mm (13 3/8" × 21 5/8")

Minimum: 90 mm × 148 mm (3 9/16" × 5 13/16")

**Tray Capacity** 1,000 sheets

\* When using plain paper or recycled paper (85 gsm (23-lb bond))



### IC Card Authentication Kit II

The optional IC Card Authentication Kit enables user management using an IC card.

### HC Staple 100

Staples for the Multifunction Finisher FG10.

Unit: 15,000 pieces of staples per carton box.

### HC Staple Booklet


Saddle stitch staples for the Multifunction Finisher FG10.

Unit: 20,000 pieces of staples per carton box.

### ComColor Staple 50(G)

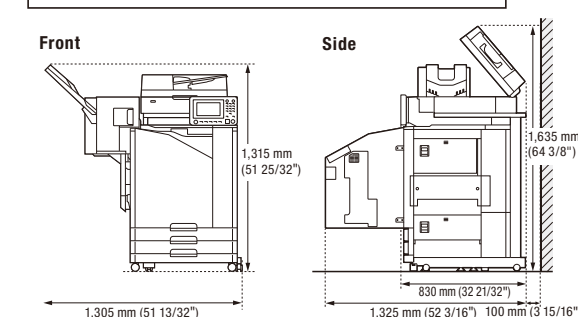
Staples for the Face Down Finisher F10.

Unit: 15,000 pieces of staples per carton box.



## Dimensions

### ComColor FW5000 + Scanner HS7000 + Face Down Finisher F10



### ComColor FW5000 + Scanner HS7000 + Multifunction Finisher FG10 + Folder Unit FG10

